

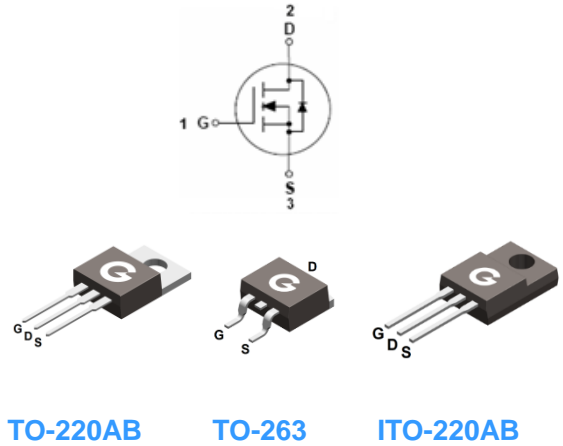
Features

- Low $R_{DS(ON)}$
- Fast switching
- Low gate charge
- Low Reverse transfer capacitances
- RoHS compliant with Halogen-free

HF

Mechanical Data

- Case: TO-220AB, TO-263, ITO-220AB
- Molding Compound: UL Flammability Classification Rating 94V-0
- Terminals: Matted-Tin plated; Solderable Per MIL-STD-202, Method 208



TO-220AB

TO-263

ITO-220AB

Ordering Information

Part Number	Package	Shipping Quantity	Marking Code
BL5N100	TO-220AB	50 pcs / Tube	5N100
BL5N100B	TO-263	50 pcs / Tube or 800 pcs / Tape & Reel	5N100B
BL5N100F	ITO-220AB	50 pcs / Tube	5N100F

Maximum Ratings (@ $T_C = 25^\circ\text{C}$ unless otherwise specified)

Parameter	Symbol	Value	Unit
Drain-to-Source Voltage	V_{DSS}	1000	V
Gate-to-Source Voltage	V_{GSS}	± 30	V
Continuous Drain Current ($T_C = 25^\circ\text{C}$)	I_D	5	A
Continuous Drain Current ($T_C = 100^\circ\text{C}$)		3.1	A
Pulsed Drain Current ($t_p = 10\mu\text{s}$, $T_C = 25^\circ\text{C}$)	I_{DM}	20	A
Single Pulse Avalanche Energy ^{*2}	E_{AS}	180	mJ
Power Dissipation (TO-220AB, $T_C = 25^\circ\text{C}$)	P_D	125	W
Power Dissipation (TO-263, $T_C = 25^\circ\text{C}$)		125	W
Power Dissipation (ITO-220AB, $T_C = 25^\circ\text{C}$)		34	W
Operating Junction Temperature Range	T_J	$-55 \sim +150$	$^\circ\text{C}$
Storage Temperature Range	T_{STG}	$-55 \sim +150$	$^\circ\text{C}$

Thermal Characteristics

Parameter	Symbol	TO-220AB/TO-263	ITO-220AB	Unit
Thermal Resistance Junction-to-Case	$R_{\theta JC}$	1	3.7	$^\circ\text{C/W}$
Thermal Resistance Junction-to-Air	$R_{\theta JA}$	50	62.5	$^\circ\text{C/W}$

Electrical Characteristics (@ $T_A = 25^\circ\text{C}$ unless otherwise specified)

Symbol	Parameter	Test Condition	Min.	Typ.	Max.	Unit
Static Characteristics						
V_{DSS}	Drain-Source Breakdown Voltage	$V_{GS} = 0V, I_D = 250\mu A$	1000	-	-	V
I_{DSS}	Zero Gate Voltage Drain Current	$V_{DS} = 1000V, V_{GS} = 0V$	-	-	1	μA
I_{GSS}	Gate-Body Leakage Current	$V_{GS} = \pm 30V, V_{DS} = 0V$	-	-	± 100	nA
On Characteristics						
$R_{DS(ON)}$	Drain-Source On-resistance *1	$V_{GS} = 10V, I_D = 2.5A$	-	-	2.8	Ω
$V_{GS(th)}$	Gate Threshold Voltage	$V_{DS} = V_{GS}, I_D = 250\mu A$	3	-	5	V
Dynamic Characteristics						
C_{ISS}	Input Capacitance	$V_{GS} = 0V$	-	1120	-	pF
C_{OSS}	Output Capacitance	$V_{DS} = 25V$	-	113	-	
C_{RSS}	Reverse Transfer Capacitance	$f = 1MHz$	-	25	-	
Switching Characteristics						
$t_{d(ON)}$	Turn-on Delay Time *3	$V_{DD} = 500V$	-	32	-	ns
t_r	Turn-on Rise Time *3	$V_{GS} = 15V$	-	36	-	
$t_{d(OFF)}$	Turn-Off Delay Time *3	$I_D = 5A$	-	245	-	
t_f	Turn-Off Fall Time *3	$R_G = 25\Omega$	-	70	-	
Q_G	Total Gate-Charge	$V_{DD} = 800V$	-	52	-	nC
Q_{GS}	Gate to Source Charge	$V_{GS} = 10V$	-	5.5	-	
Q_{GD}	Gate to Drain (Miller) Charge	$I_D = 5A$	-	32	-	
Source-Drain Diode Characteristics						
V_{SD}	Diode Forward Voltage *1	$I_{SD} = 2.5A, V_{GS} = 0V$	-	-	1.4	V
t_{rr}	Reverse Recovery Time	$I_{SD} = 5A, V_{GS} = 0V$	-	760	-	ns
Q_{rr}	Reverse Recovery Charge	$dI/dt = 100A/\mu s$	-	5.5	-	μC

Notes:

1. The data tested by pulsed, pulse width $\leq 300\mu s$, duty cycle $\leq 2\%$
2. The E_{AS} data shows Max. rating. The test condition is $V_{DD} = 100V, V_{GS} = 15V, L = 50mH$
3. Guaranteed by design, not subject to production

Ratings and Characteristics Curves (@ $T_A = 25^\circ\text{C}$ unless otherwise specified)

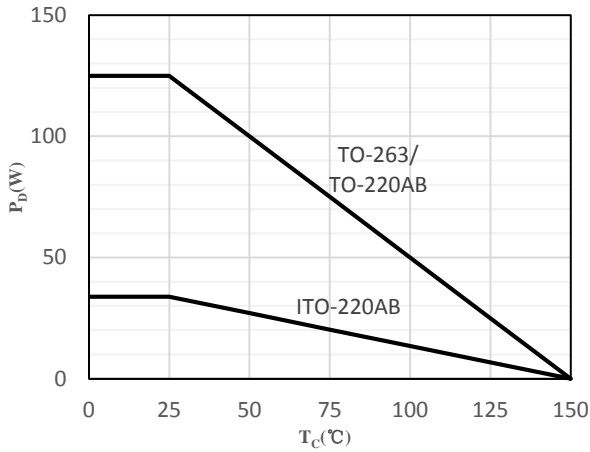


Fig 1 Power Dissipation

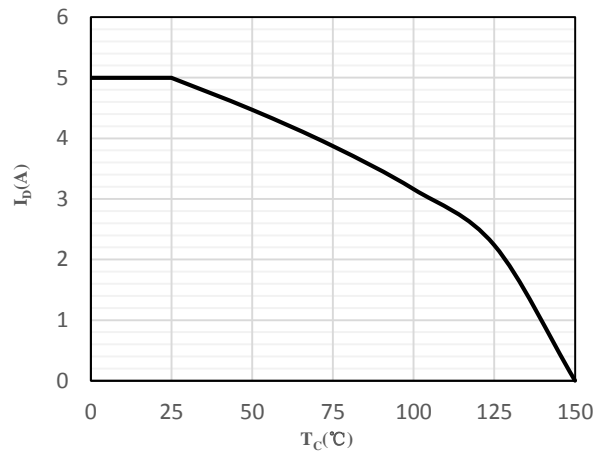


Fig 2 Drain Current

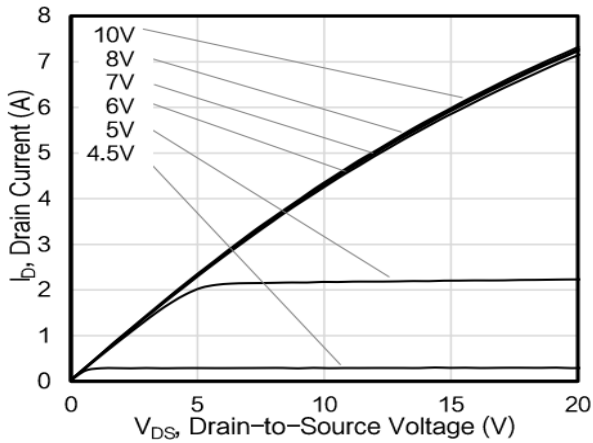


Fig 3 Typical Output Characteristics

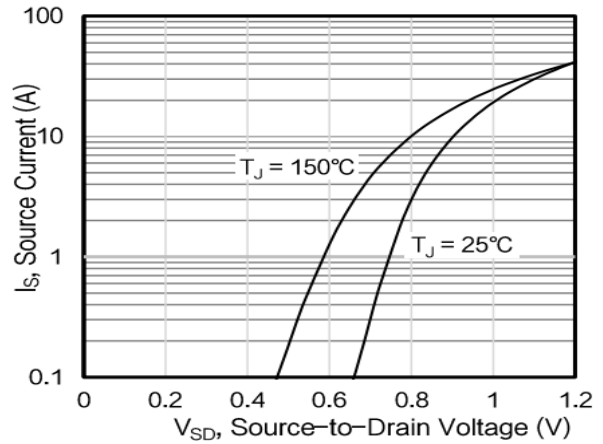


Fig 4 Body-Diode Characteristics

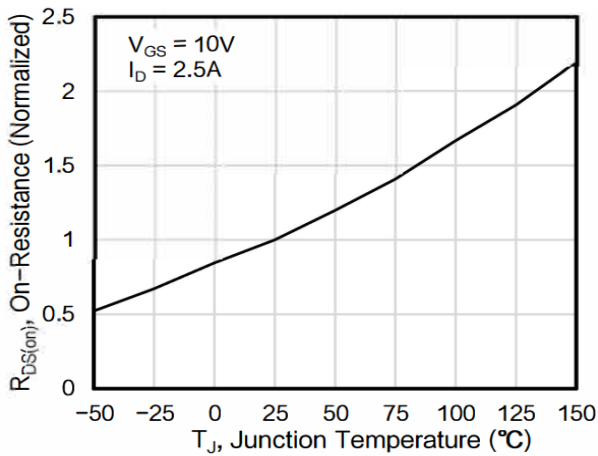


Fig 5 Normalized On-Resistance vs. Junction Temperature

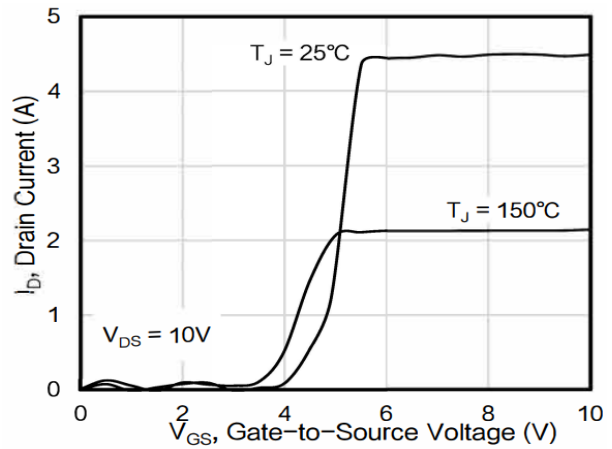


Fig 6 Transfer Characteristics

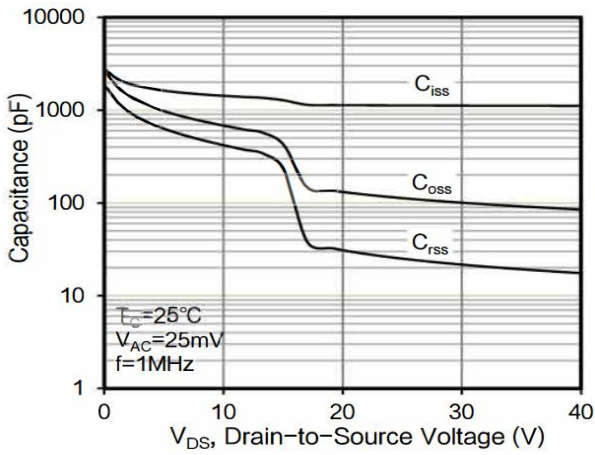


Fig 7 Capacitance Characteristics

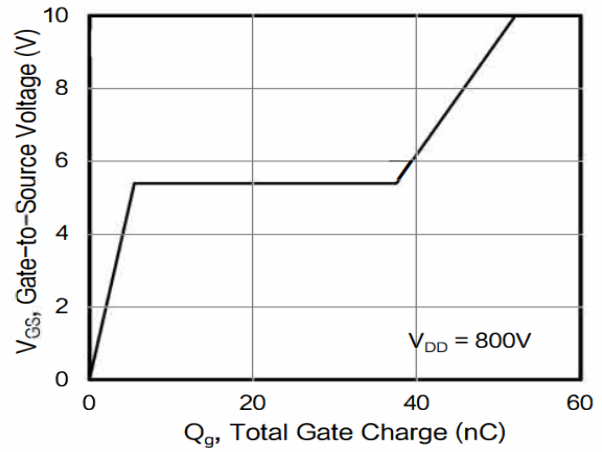


Fig 8 Gate-Charge Characteristics

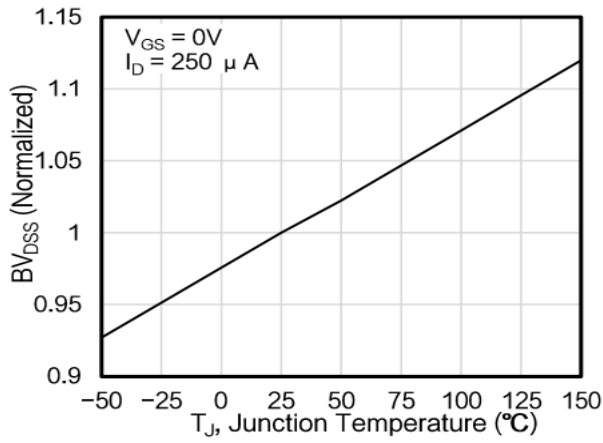


Fig 9 Normalized Breakdown Voltage vs. Junction Temperature

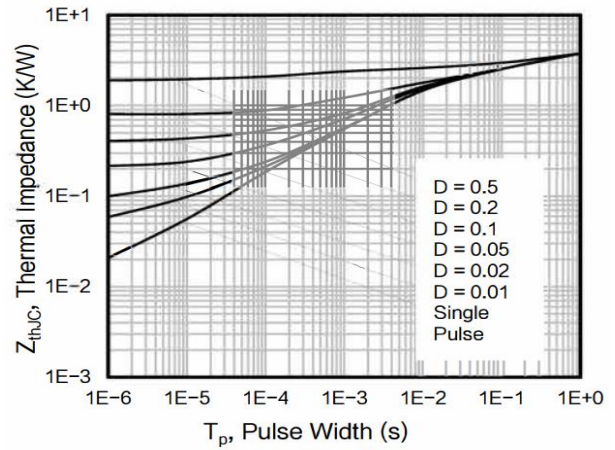


Fig 10 Maximum transient thermal impedance (ITO-220AB)

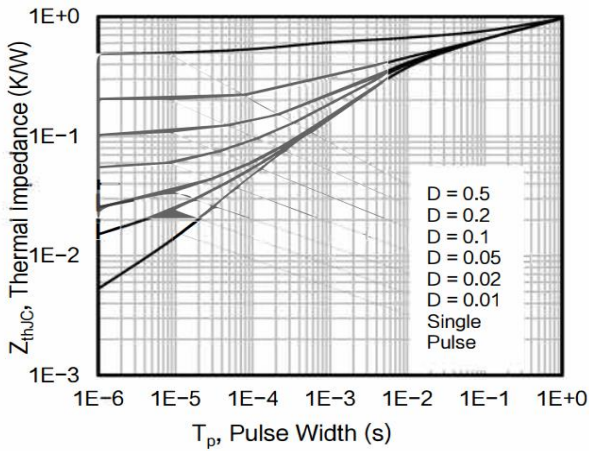
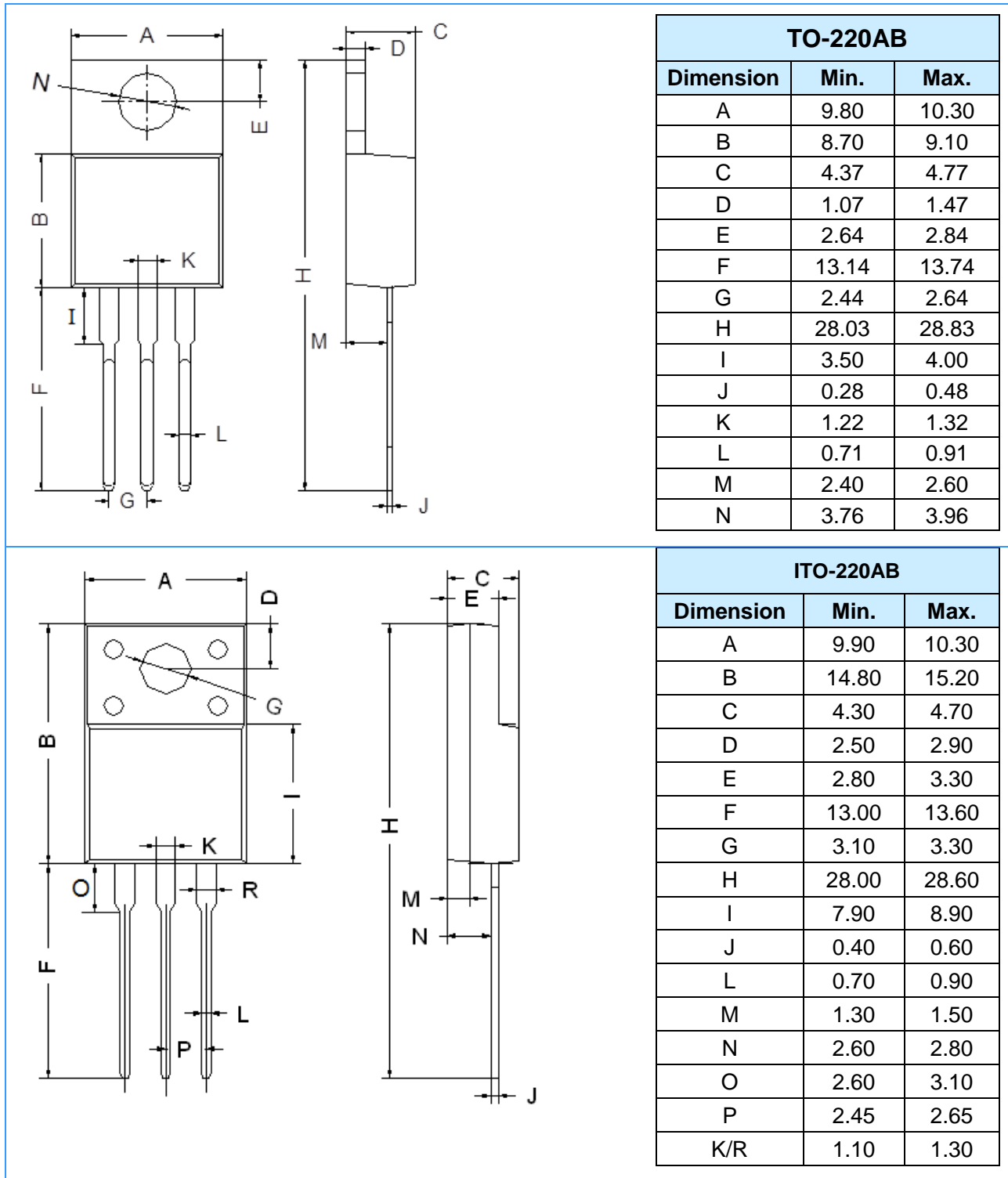
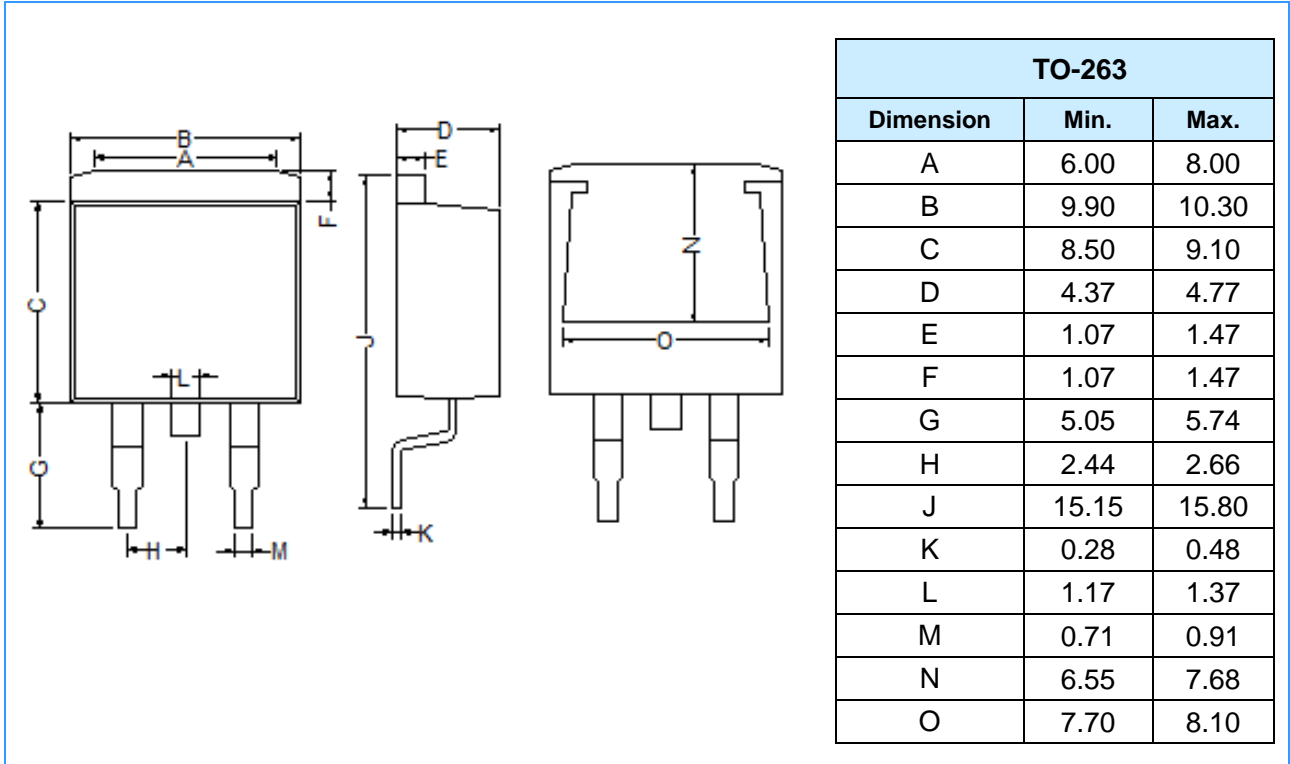


Fig 11 Maximum transient thermal impedance (TO-220AB / TO-263)

Package Outline Dimensions (Unit: mm)





Mounting Pad Layout (Unit: mm)

